

# mobileRx<sup>®</sup>

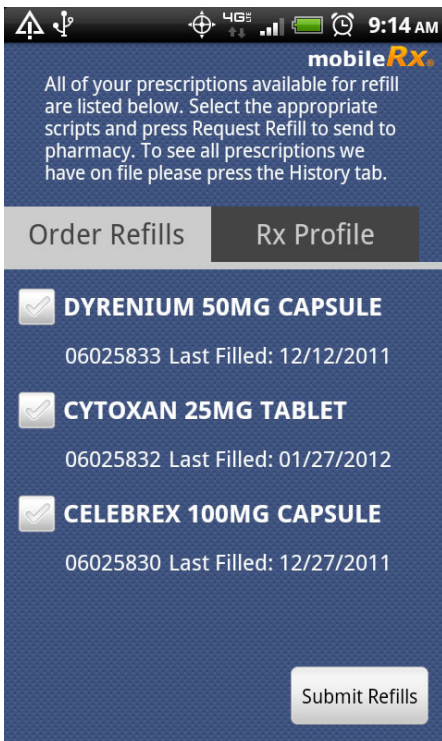


## Customer Instructions

**Nash Drugs Jonesville**  
**237 East Chicago Street**  
**Jonesville, MI 49250**  
**517.849.9804**

Your active **patient profile** displays a list of available refills. Select the refills by checking the box to the left of the prescription name, and click Submit.

**Pharmacy Information** – This option provides information about your pharmacy, including name, address, phone number and hours of operation.



## Prescription Refills on the Go

With the mobileRx® app, you can request refills from anywhere at any time from your iPhone® or Android™ phone.

Android



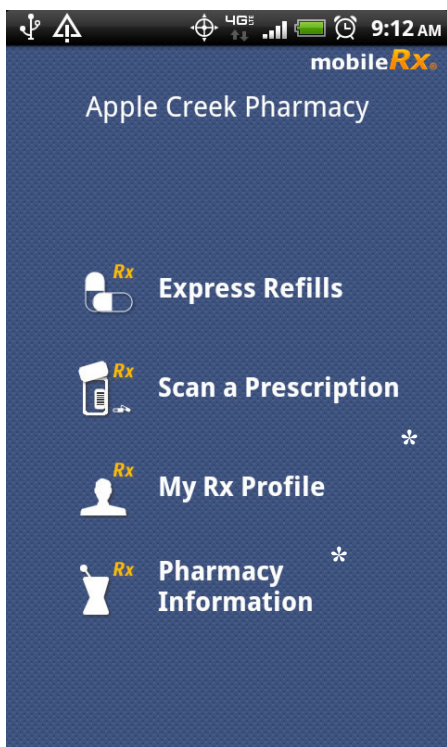
iPhone



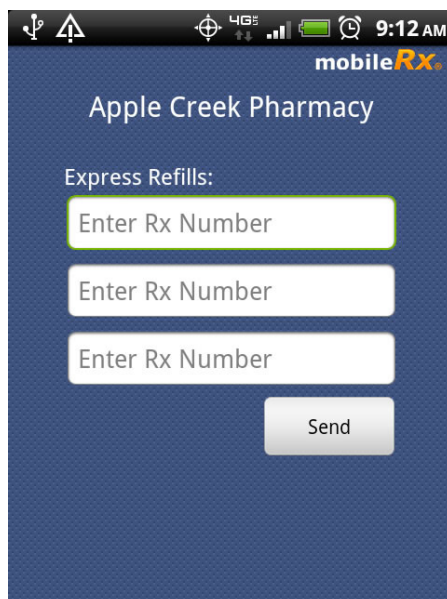
ANDROID APP ON  
Google play

Download on the  
App Store

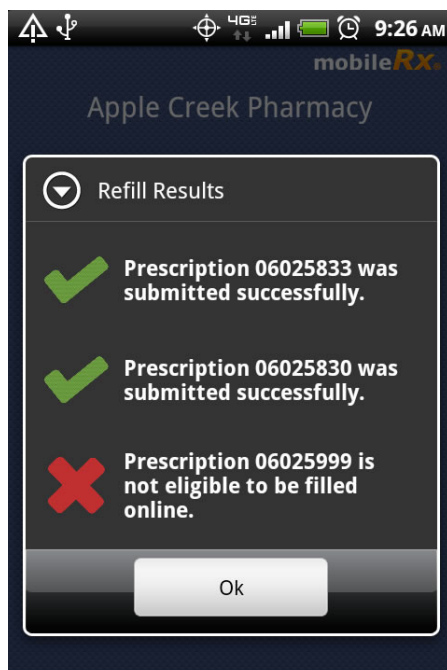
**Set Up** – Scan the QR code to download the app, and enter your pharmacy's phone number (5178499804). That will take you to the home screen where you can choose from the different options for requesting refills:



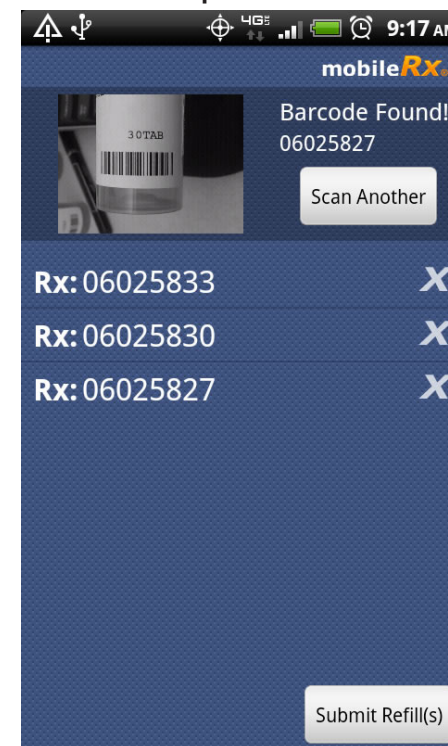
**Express Refills** – This feature allows you to enter up to three prescription numbers to be refilled at a time. To request more than three refills, repeat the process.



This feature notifies you instantly if prescriptions are accepted or if there is an error.



**Scan a Prescription** – Scan the barcode label on the prescription bottle, and click Submit Refill(s).



**My Rx Profile** – This is an optional service. If available, choose the Sign Up option, fill out the registration form and answer the verification questions. Create a user name and password. Verify your name, birth date and phone number are current with what your pharmacy has on file.

